

## Summer Bridge Program

Your children worked hard this year and learned a lot. Research shows that students easily lose a couple of months' worth of skills - especially in Math - during the long summer break. We don't want this to happen to our students, so we will continue the Summer Bridge Program to help them retain learned skills.

Attached are activities in Math and Reading that students going into grades 2-6 are expected to complete this summer. By doing a little during the summer, your children will come back to school ready to continue their learning from where they left off in May.

---

The Math worksheets are due the first day of school. Points will be given for completed work. *After June 1<sup>st</sup>, these worksheets may also be downloaded from our website.*

**Be sure your children continue to practice their Math facts for fluency over the summer. There will a Math facts fluency test the first Friday after school starts.**

Great websites and apps that will help your children practice their math skills over the summer:

Websites:

[www.abcya.com](http://www.abcya.com)

[interactivsites.weebly.com/math.html](http://interactivsites.weebly.com/math.html)

<http://mrnussbaum.com/math-for-kids/>

APPS:

Splash Math

Go Math!

IQ Safari Math


---

The Reading assignments - Book Report (incoming 2<sup>nd</sup> graders), Story Map (incoming 3<sup>rd</sup>-6<sup>th</sup> graders), and optional book activity are also due the first day of school.

Happy Summer! ☺

# **2018 Summer Reading for Incoming Second Graders**

## **REQUIRED READING: Henry and Mudge: The First Book by Cynthia Rylant**



Students must turn in the completed book report for this novel on the first day of school. It will be for a grade.

NOTE: The book report form and grading rubric are attached to this handout. This book may be read independently by your child or may be read aloud with your child.

---

**NOTE:** AR quizzes can be taken on these books during the summer or upon return to school in August.

## **2nd BOOK SUGGESTIONS**

Recommended but Not Required Books

- **Frog and Toad** books by Arnold Lobel
  - **Poppleton** books by Cynthia Rylant
  - **Junie B. Jones** books by Barbara Park
  - **Horrible Harry** (chapter books) by Suzy Kline
-

Name: \_\_\_\_\_

Title of Book: \_\_\_\_\_

Author: \_\_\_\_\_

Illustrator: \_\_\_\_\_

\*Use complete sentences when responding to each section.

Setting- \_\_\_\_\_

\_\_\_\_\_  
\_\_\_\_\_

Characters- \_\_\_\_\_

\_\_\_\_\_  
\_\_\_\_\_

Beginning- \_\_\_\_\_


\_\_\_\_\_  
\_\_\_\_\_  
\_\_\_\_\_  
\_\_\_\_\_

Middle- \_\_\_\_\_


\_\_\_\_\_  
\_\_\_\_\_  
\_\_\_\_\_  
\_\_\_\_\_

End- \_\_\_\_\_

\_\_\_\_\_  
\_\_\_\_\_  
\_\_\_\_\_  
\_\_\_\_\_



Draw your favorite part of the book.



What is your favorite part? Describe what you drew in two sentences.

---

---

---

---

---

---


---

Book Report Rubric			
Student Name:		Total Points Earned	
25 Points	25 Points	25 Points	25 Points
On Time	Report	Handwriting	Pictures
-Book report is turned in on or before the appropriate due date.	-Written in student's own handwriting. -Book report is assembled correctly.	-Handwriting is clear and neat. -Capital case letters at the beginning of each sentence. -Lower case letters throughout each sentence. -Punctuation marks at the end of each sentence. -Sentences make complete sense, and are easy to understand.	-Pictures drawn in student's own drawings. -Crayons or markers are used, not just pencil sketches. -Pictures are drawn nicely, and have detail to them.


Book Report Rubric			
Student Name:		Total Points Earned	
25 Points	25 Points	25 Points	25 Points
On Time	Report	Handwriting	Pictures
-Book report is turned in on or before the appropriate due date.	-Written in student's own handwriting. -Book report is assembled correctly.	-Handwriting is clear and neat. -Capital case letters at the beginning of each sentence. -Lower case letters throughout each sentence. -Punctuation marks at the end of each sentence. -Sentences make complete sense, and are easy to understand.	-Pictures drawn in student's own drawings. -Crayons or markers are used, not just pencil sketches. -Pictures are drawn nicely, and have detail to them.

Name: \_\_\_\_\_

Date: \_\_\_\_\_



# Ants!



Greg is having a picnic, but he keeps finding ants!  
Help Greg do some ant math. Show your work.

Greg counted 47 ants on his sister's leftover sandwich. He found 30 on his leftover sandwich. How many ants were on the two sandwiches?

Greg found 39 ants inside his lemonade cup. There were also 20 ants crawling on the outside of the cup. How many ants were on his cup altogether?

Greg counted 67 ants on the bottom of the picnic basket. Thirty more ants were on top of the basket. How many did he count altogether?

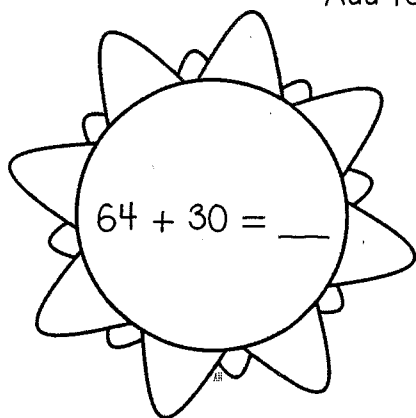

Greg found 58 ants under his plate. He found 30 underneath his plate. How many were on the plate altogether?

Name: \_\_\_\_\_

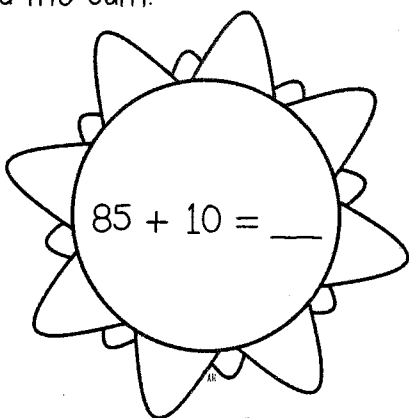
Date: \_\_\_\_\_

# Sunny Sums

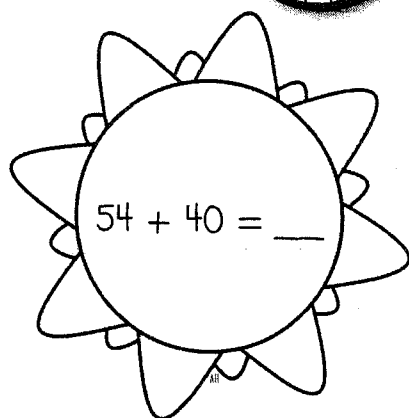
Add to find the sum.



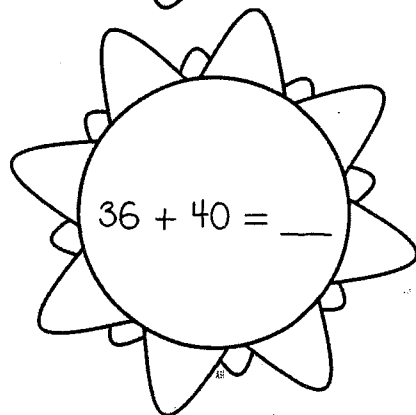
$$64 + 30 = \underline{\quad}$$



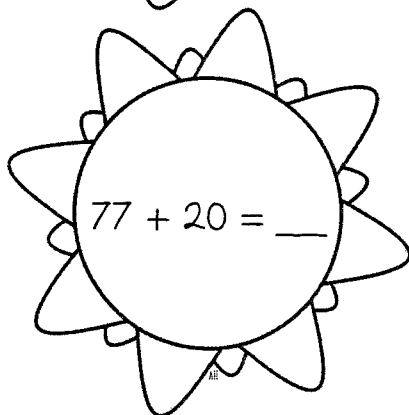
$$85 + 10 = \underline{\quad}$$



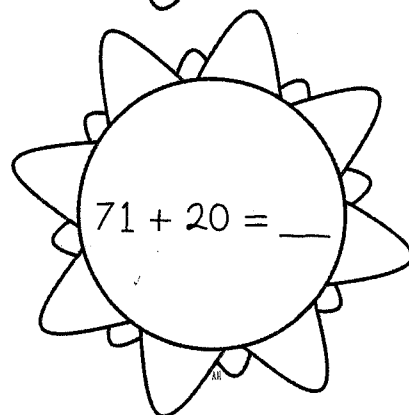
$$54 + 40 = \underline{\quad}$$



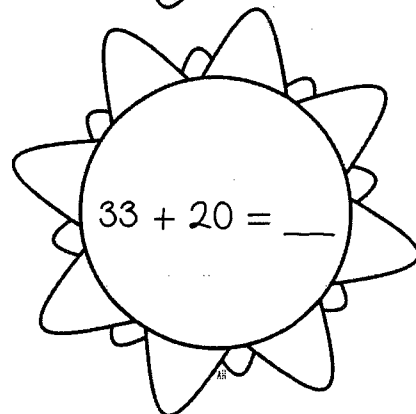
$$36 + 40 = \underline{\quad}$$




$$77 + 20 = \underline{\quad}$$



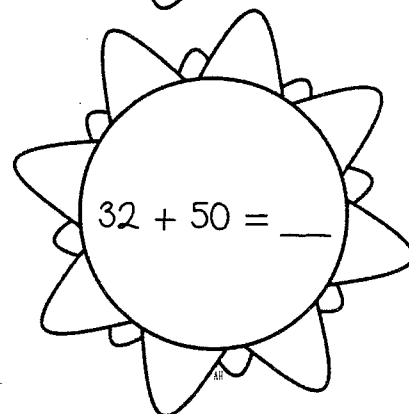
$$71 + 20 = \underline{\quad}$$



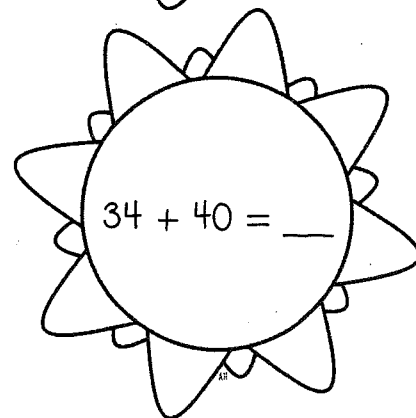
$$33 + 20 = \underline{\quad}$$



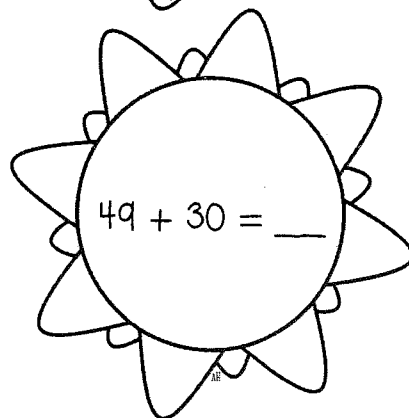
$$62 + 30 = \underline{\quad}$$



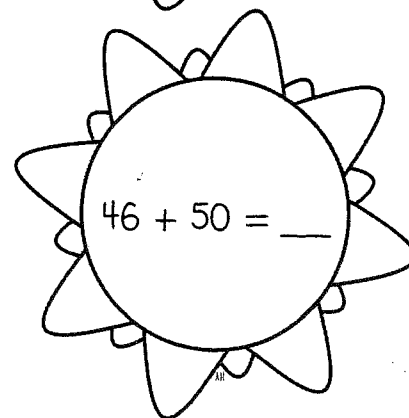
$$32 + 50 = \underline{\quad}$$



$$34 + 40 = \underline{\quad}$$



$$49 + 30 = \underline{\quad}$$



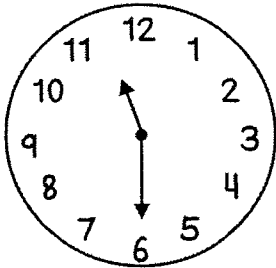

$$46 + 50 = \underline{\quad}$$

Name: \_\_\_\_\_

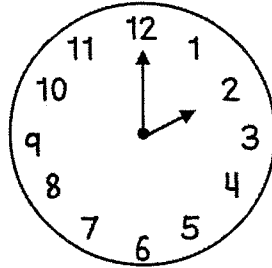
Date: \_\_\_\_\_

# Time to Surf!

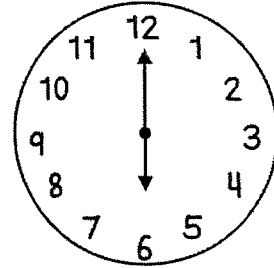
Write the digital time below each analog clock.



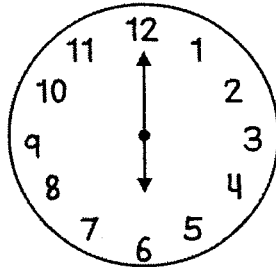
\_\_\_\_ : \_\_\_\_



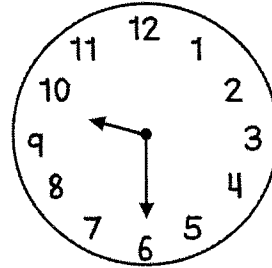
\_\_\_\_ : \_\_\_\_



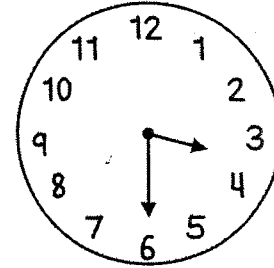
\_\_\_\_ : \_\_\_\_



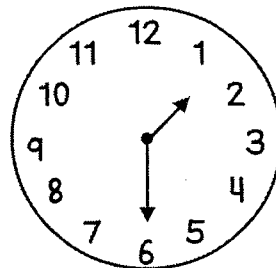
\_\_\_\_ : \_\_\_\_



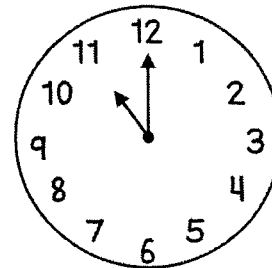
\_\_\_\_ : \_\_\_\_



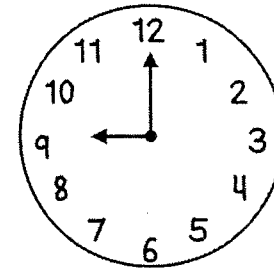
\_\_\_\_ : \_\_\_\_



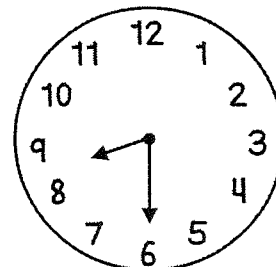
\_\_\_\_ : \_\_\_\_



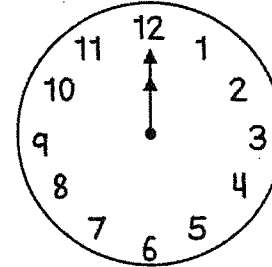
\_\_\_\_ : \_\_\_\_



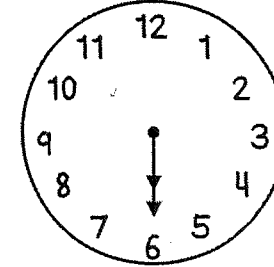
\_\_\_\_ : \_\_\_\_



\_\_\_\_ : \_\_\_\_



\_\_\_\_ : \_\_\_\_

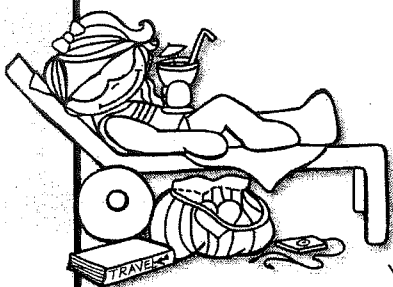


\_\_\_\_ : \_\_\_\_




Name: \_\_\_\_\_

Date: \_\_\_\_\_



# 3 Times the Fun in the Sun



Solve each equation.

Remember, order doesn't matter when you add.

You can group addends together to make an easier equation!

$$\begin{array}{r} 5 \\ 2 \\ + 5 \\ \hline \end{array}$$

$$\begin{array}{r} 3 \\ 6 \\ + 9 \\ \hline \end{array}$$

$$\begin{array}{r} 4 \\ 8 \\ + 6 \\ \hline \end{array}$$

$$\begin{array}{r} 7 \\ 3 \\ + 7 \\ \hline \end{array}$$

$$\begin{array}{r} 7 \\ 3 \\ + 6 \\ \hline \end{array}$$

$$\begin{array}{r} 3 \\ 6 \\ + 1 \\ \hline \end{array}$$

$$\begin{array}{r} 5 \\ 3 \\ + 9 \\ \hline \end{array}$$

$$\begin{array}{r} 7 \\ 2 \\ + 8 \\ \hline \end{array}$$

$$\begin{array}{r} 2 \\ 2 \\ + 2 \\ \hline \end{array}$$

$$\begin{array}{r} 3 \\ 3 \\ + 3 \\ \hline \end{array}$$

$$\begin{array}{r} 4 \\ 4 \\ + 4 \\ \hline \end{array}$$

$$\begin{array}{r} 5 \\ 5 \\ + 5 \\ \hline \end{array}$$

$$\begin{array}{r} 9 \\ 4 \\ + 1 \\ \hline \end{array}$$

$$\begin{array}{r} 8 \\ 2 \\ + 6 \\ \hline \end{array}$$

$$\begin{array}{r} 6 \\ 2 \\ + 6 \\ \hline \end{array}$$

$$\begin{array}{r} 1 \\ 5 \\ + 9 \\ \hline \end{array}$$

$$\begin{array}{r} 15 \\ 0 \\ + 5 \\ \hline \end{array}$$


$$\begin{array}{r} 18 \\ 1 \\ + 1 \\ \hline \end{array}$$

$$\begin{array}{r} 17 \\ 2 \\ + 0 \\ \hline \end{array}$$

$$\begin{array}{r} 6 \\ 6 \\ + 6 \\ \hline \end{array}$$


Name: \_\_\_\_\_

Date: \_\_\_\_\_



# Watch the Sign!

Add or subtract.  
Use strategies that work for you.



$8 + 4 = \underline{\quad}$

$19 + 0 = \underline{\quad}$

$19 - 5 = \underline{\quad}$

$14 - 3 = \underline{\quad}$

$17 - 13 = \underline{\quad}$

$18 - 6 = \underline{\quad}$

$6 + 8 = \underline{\quad}$

$13 - 6 = \underline{\quad}$

$7 + 11 = \underline{\quad}$

$10 - 3 = \underline{\quad}$

$14 - 14 = \underline{\quad}$

$16 - 9 = \underline{\quad}$

$3 + 10 = \underline{\quad}$

$7 + 9 = \underline{\quad}$

$12 - 11 = \underline{\quad}$

$5 + 14 = \underline{\quad}$

$1 + 14 = \underline{\quad}$

$4 + 14 = \underline{\quad}$

$17 - 3 = \underline{\quad}$

$0 + 0 = \underline{\quad}$

$10 - 8 = \underline{\quad}$


$0 - 0 = \underline{\quad}$

$2 + 18 = \underline{\quad}$

$12 - 12 = \underline{\quad}$

Name: \_\_\_\_\_

Date: \_\_\_\_\_



# 10 More, 10 Less Barbecue

Help Carl and his family plan for their neighborhood barbecue.  
Use mental math.

Carl bought 5 packs of hot dog buns. Each pack has 10 buns. He found out he was going to make 60 hot dogs. How many packs of buns does he need to buy now?

He needs to buy \_\_\_\_\_ more packs.

Carl's dad scooped 45 scoops of watermelon. He snacked on 10 while he was working. How many scoops are left?

He has \_\_\_\_\_ scoops left.

Carl poured 67 glasses of lemonade before he took a break. After he took a break, he poured 10 more. How many did he pour altogether?

He poured \_\_\_\_\_ altogether.

Carl's mom grilled 35 hot dogs. The Bluth family ate 10. How many hot dogs are left?

There were \_\_\_\_\_ hot dogs left.

Fill in the missing numbers.


10 Less	Start #	10 More
	35	
	98	
	47	
	56	
	82	

10 Less	Start #	10 More
	98	
	43	
	22	
	19	
	101	


10 Less	Start #	10 More
	58	
	72	
	97	
	44	
	58	

Name: \_\_\_\_\_

Date: \_\_\_\_\_



# Comparing Numbers



Compare the numbers using  $<$ ,  $=$ , or  $>$  symbols.

54 \_\_\_\_ 45

79 \_\_\_\_ 78

77 \_\_\_\_ 73

26 \_\_\_\_ 29

52 \_\_\_\_ 102

87 \_\_\_\_ 84

99 \_\_\_\_ 66

92 \_\_\_\_ 92

113 \_\_\_\_ 110

43 \_\_\_\_ 76

120 \_\_\_\_ 12

45 \_\_\_\_ 76

56 \_\_\_\_ 95

73 \_\_\_\_ 89

88 \_\_\_\_ 88

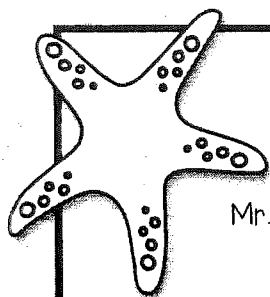
25 \_\_\_\_ 96

37 \_\_\_\_ 87

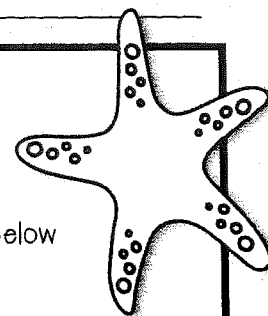
22 \_\_\_\_ 92

Name: \_\_\_\_\_

Date: \_\_\_\_\_



# Summertime Survey



Mr. Brenner's class is getting ready for an end-of-year party. Use the survey below to help them make decisions about their party.

Going to Second Grade Party	
Which drink would you like served at our party?	
Pineapple Punch	
Pink Lemonade	
Lemon Fizz	
Berry Blast	

- Which choice was the most popular? \_\_\_\_\_
- Which was the least popular? \_\_\_\_\_
- Mr. Brenner can only buy 2 types of drinks. Which ones should he buy?  
\_\_\_\_\_
- How many more people liked Berry Blast than Pink Lemonade? \_\_\_\_\_
- How many fewer people liked Pink Lemonade than Lemon Fizz? \_\_\_\_\_
- If Mr. Brenner only buys Berry Blast, how many students will not get their first choice in drink? \_\_\_\_\_
- How many students were surveyed? \_\_\_\_\_
- What would you vote for? Draw your smiley face. Would your vote change the answer to question 3? \_\_\_\_\_